



# Religions of the World

Directions: Mr. Roberts  
Fall 2018

## Links

<http://www.religionfacts.com/>

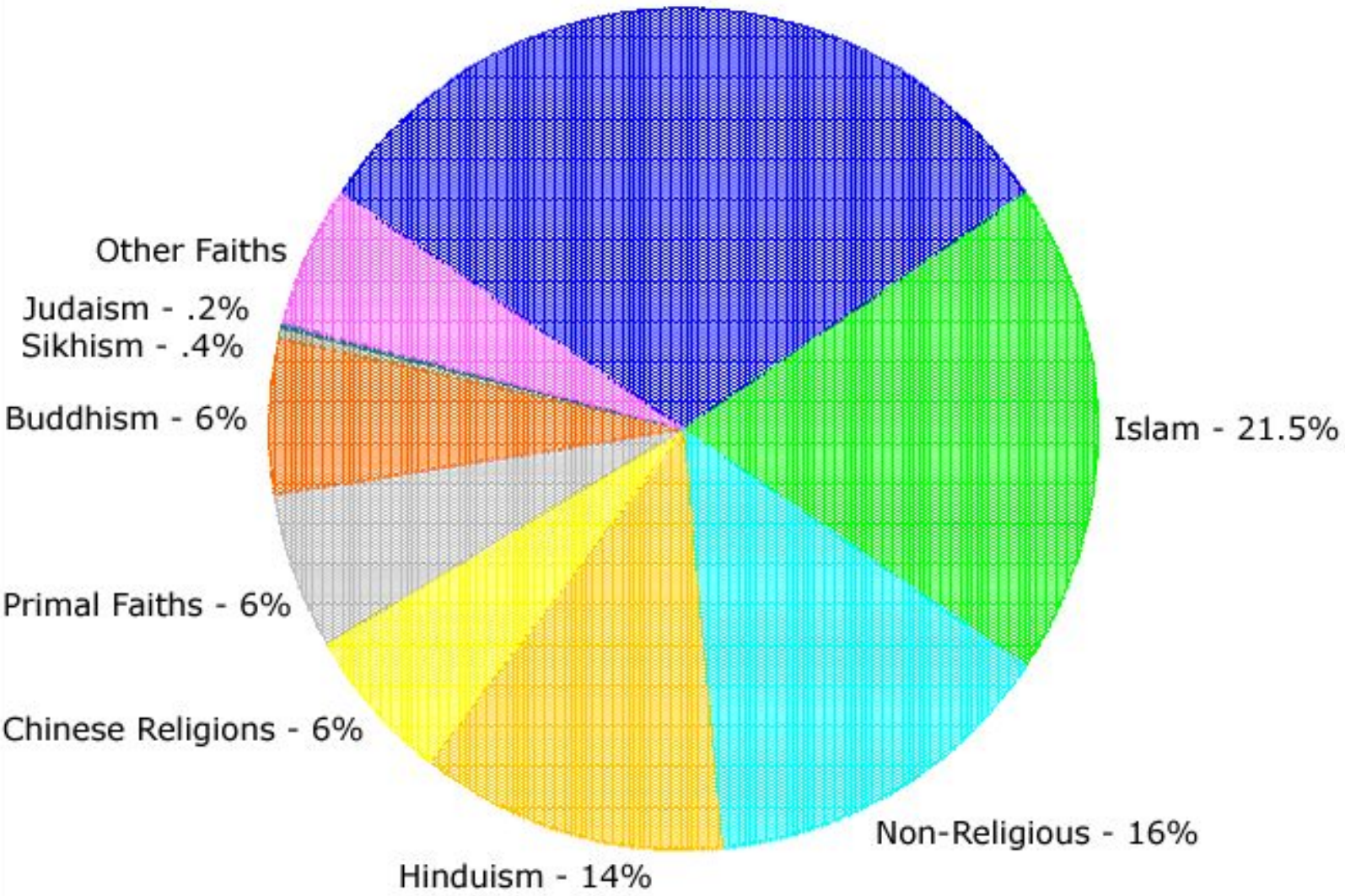
<http://www.sacred-texts.com/world.htm>

<http://www.adherents.com/>

[http://www.religioustolerance.org/var\\_rel.htm#](http://www.religioustolerance.org/var_rel.htm#)

<http://www.bbc.co.uk/religion/religions/>

Christianity - 32.5%



Other Faiths

Judaism - .2%  
Sikhism - .4%

Buddhism - 6%

Primal Faiths - 6%

Chinese Religions - 6%

Hinduism - 14%

Non-Religious - 16%

Islam - 21.5%

# Deep Thoughts.....

What is your purpose?

Why are we here?

Is there a God? Gods?

What happens when we die?

Heaven? Hell?

Divine Intervention? Prayers answered?

Predestination?

Judgement Day?

Can Science and Religion mix?

Faith? In What?

# Chicken and the Egg...

Religion forms society and culture...

Society and culture forms religion and faith...

## Role of Religion, mythology, philosophies:

Humans are innately bad, religion gives guidance and keeps us in line...

Humans are innately good, society and our world corrupts us...Religion and Faith redirects and protects us

# Goals- Religion

Learn about various belief systems in the world, past and present.

Find common themes, characteristics

Discover how religion affects society and culture worldwide

See how religion attempts to explain the world around us

# Step One

Choose Two: Religions or- 1 and 1  
Philosophy or Mythology


-Baha'i Faith

-Sikhism



-Judaism

-Confucianism



-Islam

-Shinto



-(Sunni or Shiite) -Taoism/Daoism

-Buddhism

-Scientology

-Hinduism

-Zoroastrianism

-Jainism

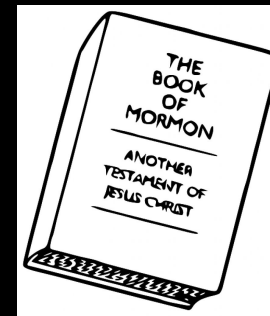


-Mythologies (Greek, Roman, Viking,

Egyptian, etc....)

# Step One: Continued

## Christianity:

- Protestantism
- Catholic
- Eastern Orthodoxy
- Amish
- Quaker
- Jehovah's Witness
- Latter Day Saints (Mormon)
- Mennonite
- Baptist
- Methodist



# Step One- Continued

Animism- supernatural power in the natural

## Indigenous Religions

### 1. Native American Beliefs/Religion

Lakota

Aztec

Maya

Ojibwe

Navajo

Inca

### 2. Traditional African Religion

### 3. Aboriginal and Maori






## Step 2: Research



### A. Background and History of your Religion

- The beginning: Who? Where? When?
- Stats: How many today?
- Location: Highest concentration today?
- Location: Holy sites?
- Written: Book? Books? Documents?



Collect Data (Add to website, slides  
Or Prezi)



# Research continued

## B. General Beliefs of your Religion

-Overview

-Main Beliefs

-afterlife

-purpose of life

-rules to follow...codes, commandments...

-do's and don'ts



Collect Data, add to Project



# Research Continued....

## C. Rituals and Practice

- place of worship
- “how to” guide
- dress, clothing, symbols, icons
- food and drink
- holiday and special days
- special places



Collect Data/Information, add to Project



# Research Continued....


## D. Miscellaneous

-Significant Features that may lay outside other categories!

-unusual facts

-statistics

-men and women...equality



Collect data/info add to Project  
Great for video clip



## E. Conclusion

Compare and Contrast

-religion 1 and 2

OR

-religion 1 and Philosophy 1

Find most important similarities and differences



## Part 3- What Type of Presentation

Main Options: Paper or Poster

Other Possibilities:

-Informative, clean, organized, grammar



## Step 4: What to Include....

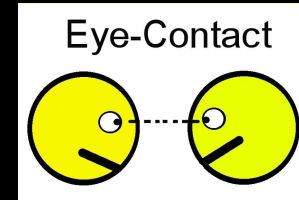
- Outline form- short sentences (Poster)
- Paragraph form- per category, with intro and conclusion
- Symbols and icons tied to religion
- Graphs, charts, maps
- All information: (Background, Beliefs, Practice and Miscellaneous)
- Religion “Quotes”, important verses etc...
- Title, Subtitles
- Sources (Books, websites used)



# Step 5: How to Present

-1-3 minutes

-EYE CONTACT a must!



-Use laser pointer...help illuminate your points!



-Strong voice

-Summarize your slide's information, do not READ!!!!

-Split duties, ask for questions, take turns (partners)



# Final REVIEW- What you will do...

1. Write a paper or create a poster.

- A. Background/History
- B. General Beliefs
- C. Ritual and Practice
- D. Miscellaneous/Fun Facts
- E. Compare and Contrast



2. PRESENT TO CLASS

